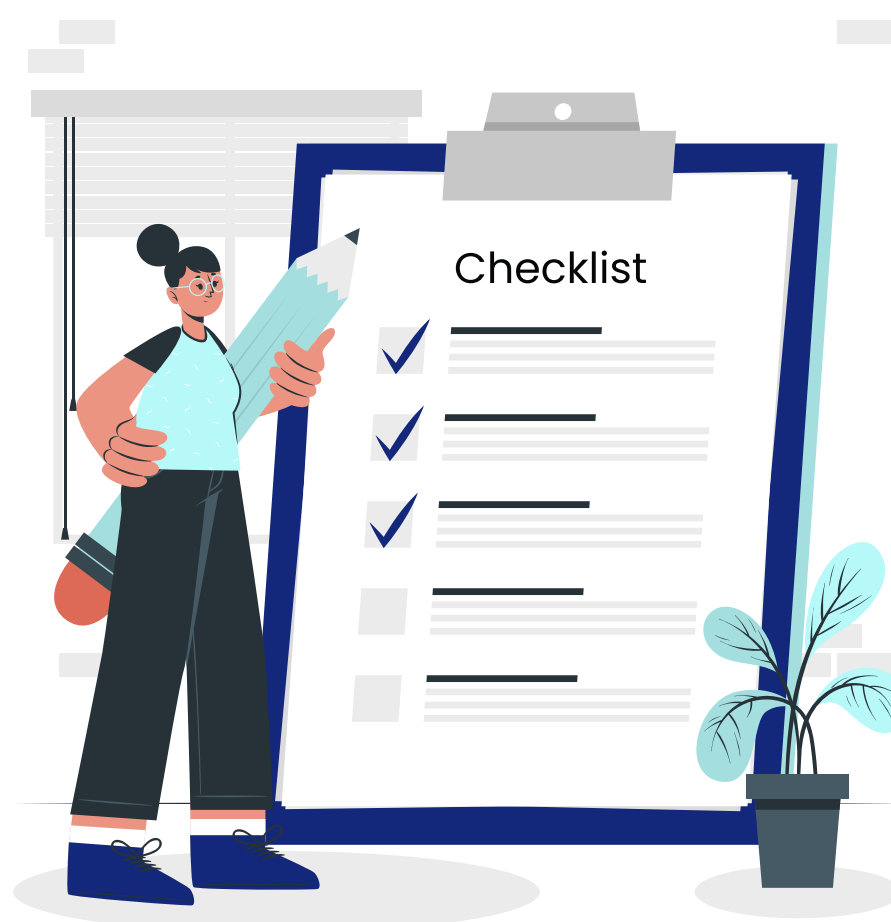


# 6 Things You Must Know To Make A Cleaning Schedule

## Identify The Chores

To start, you need to know what to include in your schedule. So, go around your house and note everything that needs to be done, even things that won't need cleaning until later.



## Group By Frequency

Sort your tasks based on how often you must do them. For example, group daily chores like washing dishes and making the bed, then the weekly cleaning like vacuuming, scrubbing the toilet, etc.



## Choose Your Cleaning Style

Whether you prefer to do a couple of things at a time or cram as much as you can in a day, knowing your cleaning style can help you decide how to accommodate your chores throughout the week.



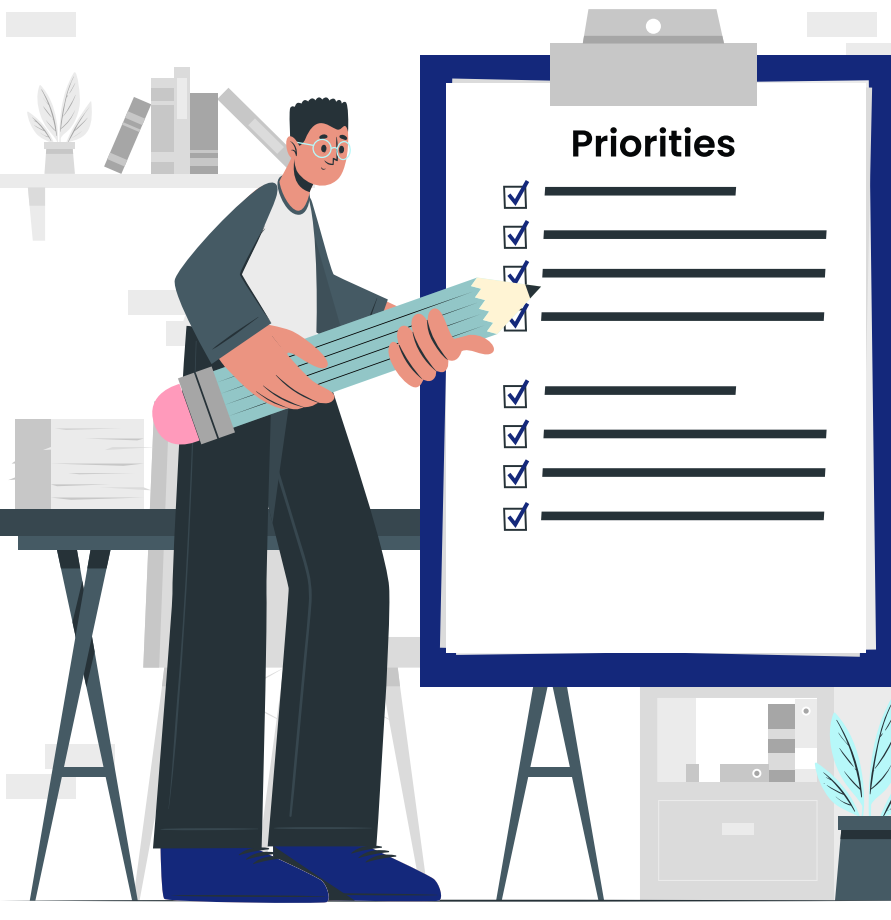
## Keep Your Other Activities In Mind

If cleaning is not the only thing occupying your time, you need to consider those other activities too. This way, you can work around your already settled schedule and include your chores more organically.



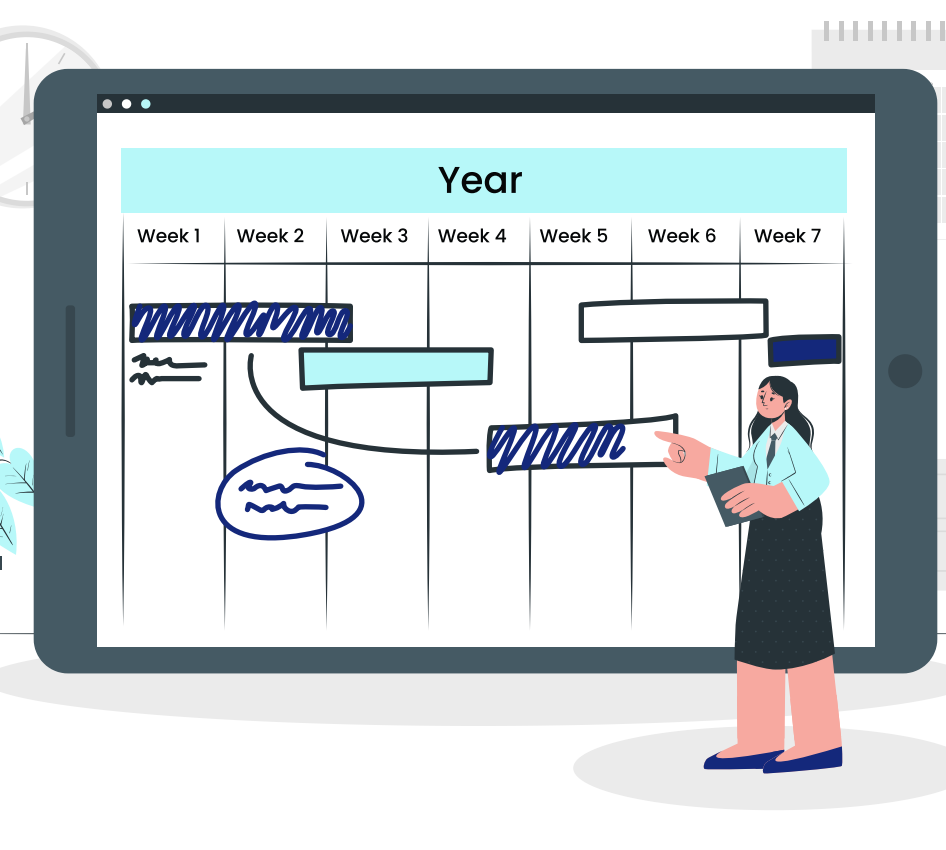
## Prioritize Your Chores

Sometimes your time isn't enough to do everything, so the essential chores should take priority. This doesn't mean the rest will be left undone, just that you'll tackle them some other time.



## Adjust Your Schedule Until It Works

Don't worry if the first schedule you come up with doesn't work for you. Simply make some adjustments and try again. You'll eventually find a cleaning schedule that perfectly fits your routine.



**BGO11 CLEANING SERVICES**  
We will make your world spotless!

Source

A Whole-House Cleaning Schedule You'll Actually Stick To  
How To Create A Cleaning Schedule That Really Works For You

[www.bhg.com](http://www.bhg.com)

[www.organisemyhouse.com](http://www.organisemyhouse.com)